

megaloc
aqua protect

CLASSEN Group NALFA Testing

Test method


- Test by EPH Dresden



- Requested test:
 - NALFA Laminate surface swell test – assembled joint
 - To evaluate surface swell of finished Laminate flooring products when exposed to water utilizing an assembled joint.
- Used floor:
 - 8mm laminate
 - megaloc 2.X

Test

The surface is measured before and after 24 hours exposure to water on 4 positions.



Example images test procedure (Image source: EPH GmbH)

NALFA requirements 24hours load

The following requirements are planned by NALFA after 24 hours load:

Final avg Thickness swell position 2-3-4 (Re-dry swell)	$\leq 0.3 \text{ mm}$
---	-----------------------

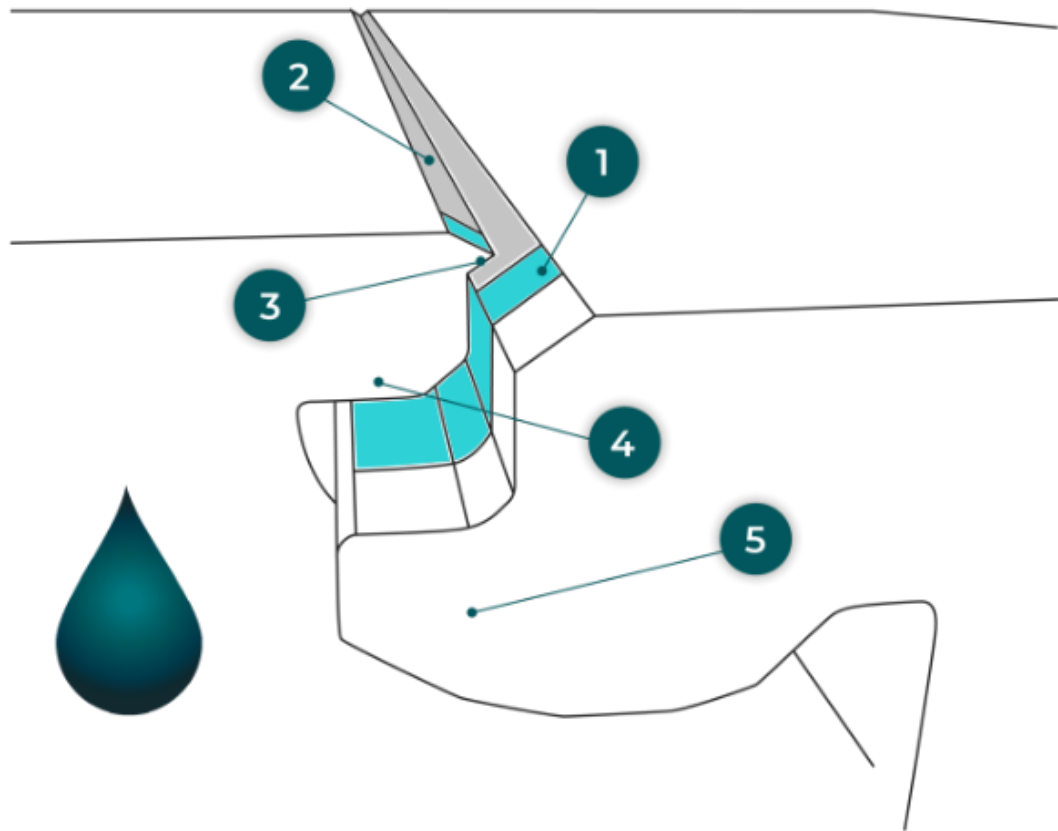
Qualitative Rating avg (Re-dry swell)*	< 3
--	-------

Example images test procedure (Image source: EPH GmbH)

*grade 3: moderate – noticeable edget swelling and some panels surface lift extending in away from joint



5 reasons for CLASSEN megaloc aqua protect



- 1 Edge Hydrophobisation
- 2 Lacquered Bevel
- 3 Overlapping Bevels
- 4 Durable Force-Locking Connection
- 5 Swelling-Modified HDF Board

Evaluation test

Requirements planned by NALFA after 24 hours load

megaloc
aqua protect

Final avg Thickness swell position 2-4 (Re-dry swell)

≤ 0.3 mm

0,027 mm

Qualitative Rating avg (Re-dry swell)*

< 3

1

*grade 3: moderate – noticeable edget swelling and some panels surface lift extending in away from joint

Thickness HDF-board: 8mm
Testing-Date: 30.10.2021

Benchmark Waterproof Laminate Flooring

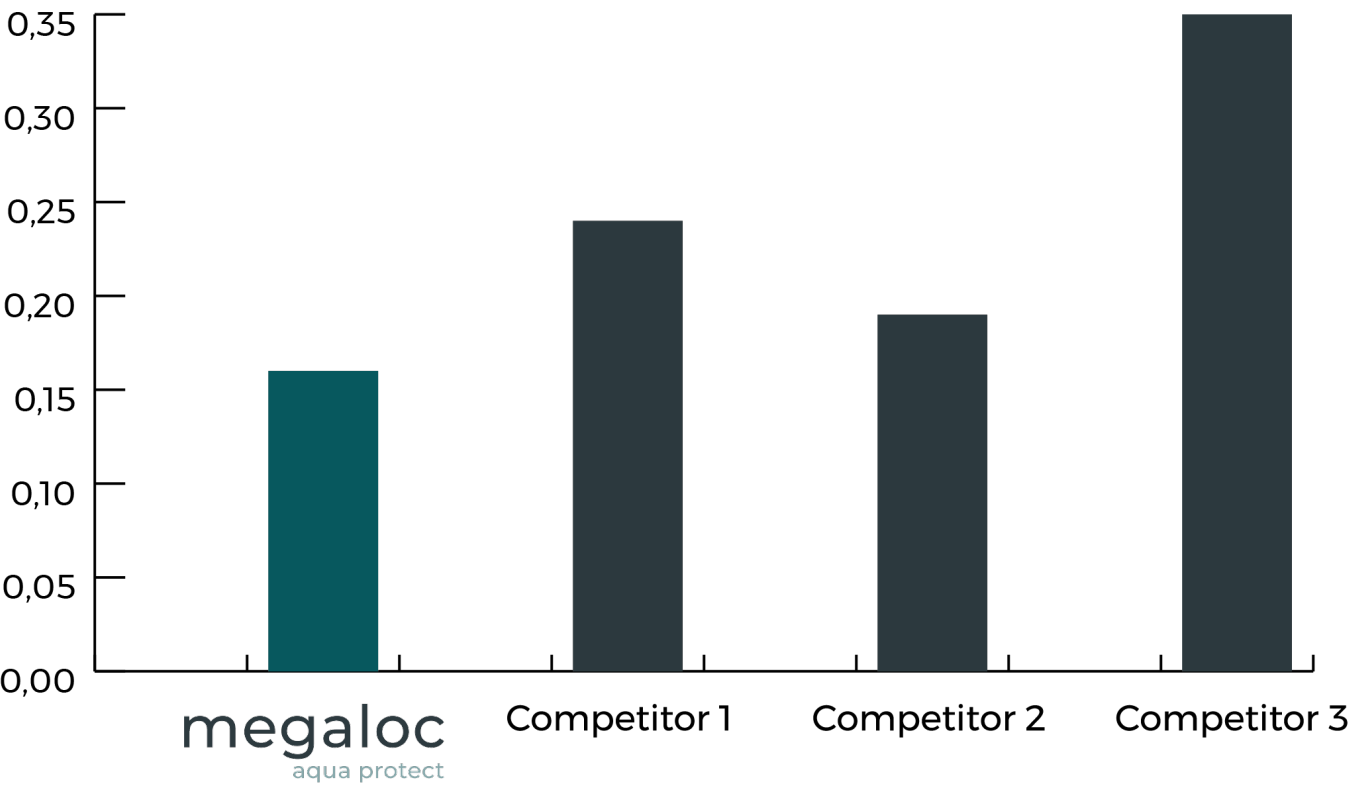
according to the NALFA test method



The following requirements are planned by NALFA after 24 hours water load:

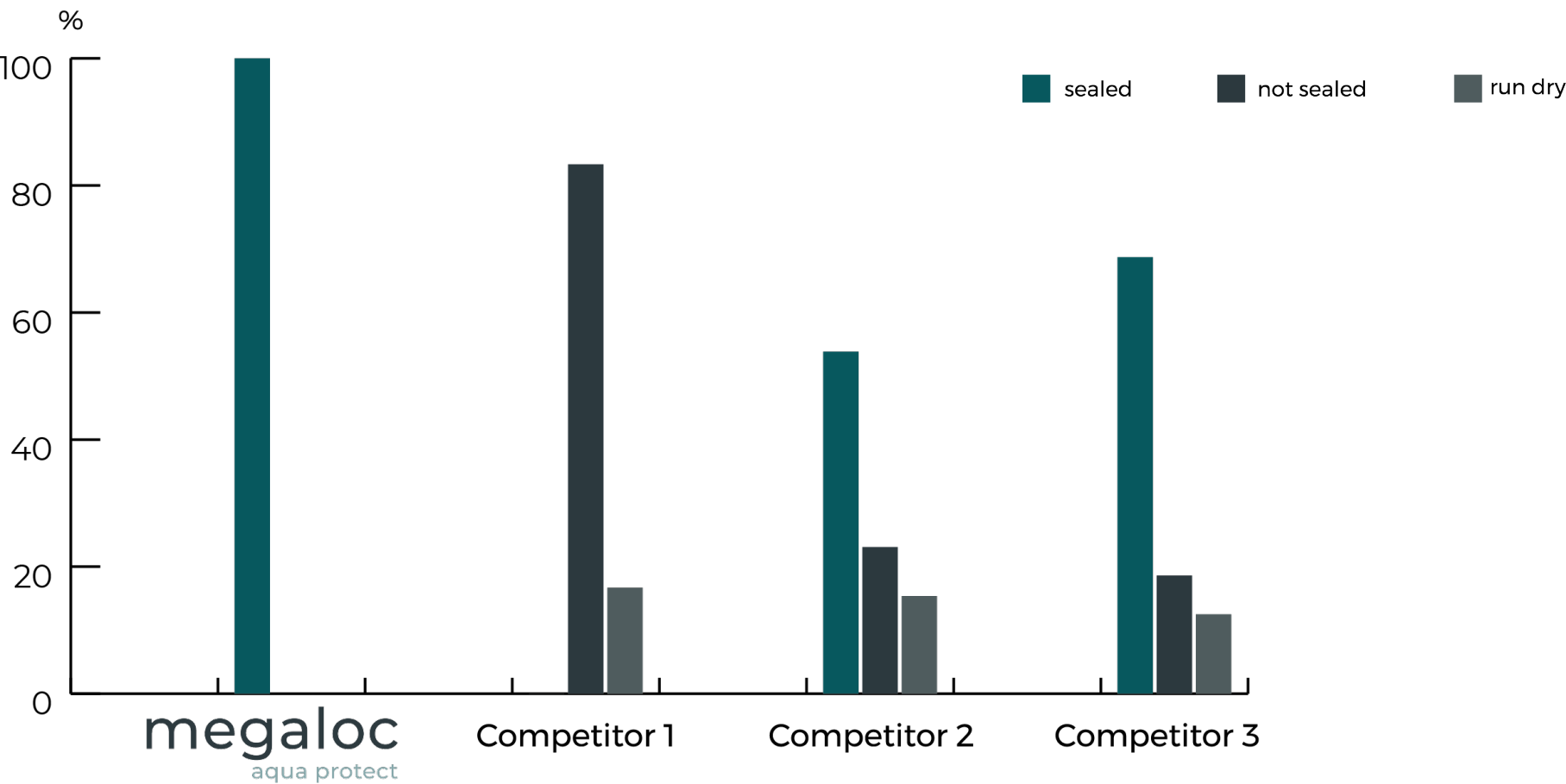
Final_{avg} Thickness Swell Pos. 2-4 (Re-Dry Swell): < 0.3 mm

Mean value from
3 products



Benchmark Waterproof Laminate Flooring

according to the NALFA test method



megaloc
aqua protect

CLASSEN Group NALFA Testing